

RIBBON DANCES : *Issue 1*

Three ribbon dances were collected by Cecil Sharp in the south of England. The formation was longways, Step 123hop. *Dancers at fingertip separation, ribbon 2 1/2 ft.* Partners were linked by a ribbon held up in the right hand and the free end held in the left in front of the body. Could be two held together.

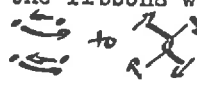
EAST COKER MORRIS DANCE (near Yeovil)

Tune - version of Melston

Set - longways for multiples of 4

A1 Star clockwise

To form star, in first bar the 1st and 2nd pairs change places passing by the left so that the ribbons wrap round and can be held up to form a cross



A2 Star counterclockwise

Turn in to come back if retaining ribbon in right hand and make a smaller diameter cross, or turn out if changing ribbon to left hand to hold up.

Back to place by the inverse of forming the cross, *in last bar.*

B1 Arches - done twice round - 1st and 2nd pairs together.

Pair coming up the set at each change goes over.

B2 Swing and change places

Pair link left elbow for turns, *eyes take the action* facing alternate ways, right hands up and ribbon over the heads, all pairs rotating in synchronism. Pairs travel round each other a half circle progressing counterclockwise.

OFF TO CHARLESTOWN or TRIP TO WEYMOUTH (*neighbours in Dorset*)

Set - longways for multiples of 4

A1 Opposites cross and return as in Speed the Plough country dance.

Pass by the left and turn round to the right in opposite place, path rather dictated by need to keep ribbon up and taut, *opposite*

A2 Circle in 4's round to left and back *pass and turn to place*

Ribbon in outside hand and slack, free end in inside hand and hold neighbours hand so ribbon circle formed.

B1 Top pair separate, walk down outside of set and meet at bottom while rest swing on spot in pairs as in dance above.

B2 Pair move up to the top under the arches

All step.

A3 Star clockwise and back - as above but half length - in 4's.

B3 Top pair swing to the bottom, with swing as above, under the arches while rest clap hands together over their heads.

Ribbon Dances 2

CUMBERLAND REEL

Set - 4 pairs in longways set

A1 Different movement each repeat - see below


A2 Arches - as East Coker

B1 Bottom pair stand and make their arch, single cast from the top of the others coming back to place under the bottom arch

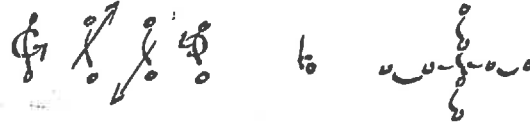
B2 as B3 above, all move up one place

Different figures were used for A1 at whim eg hands-across, hands round, right-&-lefts, ladies chain, basket, balance-&-swing, diagonals cross, turns, and movements for all 8. The following are chosen for the contrast.


1. Face opposite, step (2 bars) and turn single on spot (2 bars). Both must turn up (or down) to avoid twisting ribbon. Repeat the same (or opposite) way.
2. Diagonals cross. First corners cross passing left shoulder so that ribbons are crossed. Second corners cross passing right shoulder to keep ribbons taut. Cross back passing same shoulders.
3. Circle for 8. Form circle by one of middle diagonals crossing the set. Circle to left and right either holding ribbon up with either inside or outside hand or slackly in inside hand.



4. Star for 8. Move to form a double star and go round to left and back.



5. Dip and Dive along the set. Pairs face and go under and over the complete length of the set and back. Always go under coming in at the top and over coming in at the bottom. Optional turn out at ends and spins as pass over.



6. End dance with pairs swing on spot as described above.